



# HILTI HLC Sleeve Anchor

**MPA Fire Assessment**

**MPABS-2400987 (30.04.2024)**

## Expert Opinion

– Translation –

Document number: MPABS-2400987 - CM dated 30/04/2024

Client: Hilti Aktiengesellschaft  
Approvals and Technical Data  
Feldkircherstraße 100  
9494 Schaan, Liechtenstein

Order date: 26.04.2024

Order ref.: 7100224694 / Gregor.Giessmann@hilti.com

Order received: 26.04.2024

Subject: Assessment of Hilti HLC sleeve anchors installed in solid structural elements (masonry), with regard to fire resistance under one-side exposure to fire along the standard temperature-time curve (ETK) in accordance with DIN EN 1363-1

Basis for assessment: Siehe Abschnitt 1

This expert opinion comprises 5 pages including cover sheet as well as 3 annexes.



This document may only be circulated as a complete text without alterations. Excerpts or abridged versions of this document are subject to approval in writing of MPA Braunschweig. Translations of this document that are made without the approval of MPA Braunschweig must bear the note "translation of the German original not examined by MPA Braunschweig". The first sheet of this document and the page carrying the signatures bear the official stamp of MPA Braunschweig. Documents without signature and the official stamp are invalid.

## **1 Anlass und Auftrag**

With letter of 26/04/2024, Hilti Aktiengesellschaft, 9494 Schaan, placed the order with MPA Braunschweig for the preparation of an expert opinion for the assessment of Hilti HLC sleeve anchors installed in solid structural elements (masonry) and loaded, with regard to fire resistance under one-side exposure to fire along the standard temperature-time curve (ETK) in accordance with DIN EN 1363-1.

## **2 Unterlagen und Grundlagen der gutachterlichen Stellungnahme**

- [1] DIN EN 1363-1 : 2020-05, Fire resistance tests - Part 1: General requirements;
- [2] Test Report No. (3093/577/07) dated 10/09/2007, issued for Hilti Aktiengesellschaft, 9494 Schaan;
- [3] Hilti HLC sleeve anchors, technical data sheets from Hilti Entwicklungsgesellschaft mbH (HEG), Kaufering.

The assessment for Hilti HLC sleeve anchors is prepared on the basis of the fire tests performed when installed in solid structural elements (masonry). According to Hilti Aktiengesellschaft, 9494 Schaan, there is currently no complete building authority proof (e.g., ETA) for Hilti HLC sleeve anchors, which regulates the case of fire for the construction described here.

## **3 Description of the constructions**

Hilti HLC sleeve anchors are special anchors (see also Annex 1). The loads applied are transferred in a force-controlled way into the anchoring base via the anchor shaft.

Hilti HLC sleeve anchors (standard) consist of an anchor rod with cold-formed cone, an expansion sleeve with corresponding expansion tongues and a hexagon nut with flange (flange nut).

Hilti HLC-H sleeve anchors consist of an anchor rod with cold-formed cone, an expansion sleeve with corresponding expansion tongues and a hexagon nut with washer.

Hilti HLC-L sleeve anchors consist of a raised countersunk screw in connection with a screw-on cone and an expansion sleeve with corresponding expansion tongues.

Hilti HLC-EC sleeve anchors consist of an eyebolt, a screw-on cone and an expansion sleeve with corresponding expansion tongues.

According to the client, for the normal purpose of use, the respective technical parameters for Hilti HLC sleeve anchors can be taken from the related technical data sheets (e.g., assembly instructions) issued by Hilti Aktiengesellschaft, 9494 Schaan, assuming an installation in solid structural elements (masonry).

The assessment in terms of fire protection is limited to mainly static loads (dead loads) in connection with solid structural elements, which have to be classified at least in the fire resistance class corresponding to the fire resistance of the fasteners.

The following table as well as the annexes summarize the design data (manufacturer data) for Hilti HLC sleeve anchors. Further information can be obtained from the technical data sheets (e.g., assembly instructions) and approvals for Hilti HLC sleeve anchors from Hilti Aktiengesellschaft, 9494 Schaan.

Table 1: Hilti HLC sleeve anchors

Hilti sleeve anchor	Size of anchor rod (tensile stress area $A_s$ [mm <sup>2</sup> ])					
	M5 (14.2)	M6 (21.06)	M8 (36.6)	M10 (58.0)	M12 (84.3)	M16 (157.0)
Hilti HLC sleeve anchor (standard) with flange nut (strength class 5.8)	6.5 (M5)	8 (M6)	10 (M8)	12 (M10)	16 (M12)	20 (M16)
Hilti HLC-H sleeve anchor with nut and washer (strength class 8.8)	-	8 (M6)	10 (M8)	12 (M10)	16 (M12)	20 (M16)
Hilti HLC-L sleeve anchor with raised head (strength class 8.8)	-	-	10 (M8)	-	-	-
Hilti HLC-EC sleeve anchor with eyebolt connector ring (strength class 5.8)	-	-	8	10	16	-

Instead of a more detailed description of the system here, reference is made to Annex 1 and the technical data sheets for Hilti HLC sleeve anchors from Hilti Aktiengesellschaft, 9494 Schaan.

#### 4 Assessment of Hilti HLC sleeve anchors combined with solid structural elements

The subject matter of this fire-safety-related assessment is the load-bearing behaviour of Hilti HLC sleeve anchors in conjunction with undergrounds made of solid lime-sand masonry with lime-sand bricks in accordance with DIN V 106 (DIN EN 771-2): lime-sand bricks ( $\geq$  KS 12-1.4- NF) and bricks in accordance with DIN 105-100 (DIN EN 771-1): bricks ( $\geq$  Mz 12-1.8- NF) with a fire stress according to DIN EN 1363-1.

If, for normal purposes of use, lower loads apply according to the technical data sheets [3] from Hilti Aktiengesellschaft, 9494 Schaan, these shall be binding. Regardless of the fire-safety-related assessment, the suitability of the anchors must have been proven for the underground and type of application, also for the cold as-installed condition.

Regarding the load-bearing behaviour under exposure to fire, it can be distinguished between steel failure and failure of the underground.

For the anchors assessed here, the failure of the Hilti HLC sleeve anchors (steel failure) was relevant. This means that with regard to fire safety, it can be assumed with reasonable certainty that a failure of the underground examined here will not be relevant in the event of fire.

The centre distance of the Hilti HLC sleeve anchors that is relevant under exposure to fire has to be that distance where a failure of the underground can be excluded and where a steel failure of the fasteners will thus be relevant. In addition, the centre distances must adhere at least to the distances required for the cold as-installed condition according to the technical data sheets [3] from Hilti Aktiengesellschaft, 9494 Schaan. Further parameters, like geometry, moisture, shell spalling, eccentricity, position within the structural element, and other influencing variables, will have to be considered separately, if required.

The load-bearing capacity (steel failure) under exposure to fire of the systems described above was determined on the basis of the fire tests performed with solid structural elements (masonry).

$F_{\text{fire}(t)}$  ⇒ rated value for Hilti HLC sleeve anchors

The load applied onto the anchors can be applied as centric tensile load (N), shear load (V), or as a combination of both (oblique tensile load).

The assessment proposals for Hilti HLC sleeve anchors under tensile load and exposure to fire on one side in accordance with DIN EN 1363-1 can be taken from Annexes 2 and 3.

## 5 Special notes

- 5.1 This Expert Opinion is not subject to notification and is no substitute for a classification report.
- 5.2 This Expert Opinion is no proof of usability for use in a building control procedure. The expert opinion can be used, for example, for general preliminary planning or to support in the assessment of the principles of execution / the construction. The manufacturer/erector of the construction is obliged to furnish the respective proof

- 5.3 When applying for a project-related design approval (vBG), the preparation of a project-related expert opinion will be required, taking the individually prevailing boundary conditions for planning into account.
- 5.4 This Expert Opinion applies only for the described fasteners in conjunction with solid structural elements (masonry), taking the boundary conditions of the technical data sheets from Hilti Aktiengesellschaft, 9494 Schaan, into account.
- 5.5 This Expert Opinion applies only for one-side exposure to fire along the standard temperature-time curve in accordance with DIN EN 1363-1. The underground must have at least the same fire resistance as the related fasteners.
- 5.6 The executing company shall be exclusively responsible for the proper execution.
- 5.7 The validity of the Expert Opinion will end on 30/04/2029 at the latest. The validity can be extended as a function of the state of the art.

*This document is the translated version of Gutachterliche Stellungnahme Nr. MPABS-2400987 dated 30/04/2024. The legally binding text is the aforementioned Gutachterliche Stellungnahme.*

  
i.A.  
Dr.-Ing. Gary Blume  
Head of Department

  
i.A.  
Dipl.-Ing. (FH) Christian Maertins  
Engineer/Official in Charge



## Technical data of the Hilti HLC sleeve anchor





Anchor version	
	HLC Standard sleeve anchor
	HLC-H Sleeve anchor with hexagon head
	HLC-L Sleeve anchor with Torx raised head
	HLC-EC Sleeve anchor with closed eye

Table 1: Material data

Name	Material	
Anchor	HLC HLC-EC	Carbon steel minimum tensile strength 500N/mm <sup>2</sup> ; galvanized with min. 5 µm
	HLC-H HLC-L	Steel grade 8.8, galvanized with min. 5 µm

Table 2: HLC setting details

Thread Diameter	d	[mm]	6.5 (M5)	8 (M6)	10 (M8)	12 (M10)	16 (M12)	20 (M16)
Nominal diameter of drill bit	d <sub>0</sub>	[mm]	6.5 (1/4")	8	10	12	16	20
Cutting diameter of drill bit	d <sub>cut</sub> ≤	[mm]	6.4	8.45	10.45	12.5	16.5	20.55
Depth of drill hole	h <sub>1</sub> ≥	[mm]	30	40	50	65	75	85
Width across flats	HLC SW	[mm]	8	10	13	15	19	24
	HLC-H SW	[mm]				17		
	HLC-L Torx		-	-	T 40	-	-	-
Diameter of clearance hole in the attachment part	d <sub>r</sub> ≤	[mm]	7	10	12	14	18	21
Effective anchor depth	h <sub>ef</sub>	[mm]	16	26	31	33	41	41
Max. tightening torque	T <sub>inst</sub>	[Nm]	5	8	25	40	50	80

## Assessment proposals for Hilti HLC sleeve anchors under tensile stress and exposure to fire in accordance with DIN EN 1363-1

Table 3: Assessment proposal for Hilti HLC standard sleeve anchor in undergrounds made of lime-sand bricks KS ( $\geq$  KS 12-2.0-2DF) according to DIN 106 and DIN V 106-100 (EN 771-2) and bricks Mz ( $\geq$  Mz 12-2.0-2DF) according to DIN 105 and DIN 105-100 (EN 771-1)

Hilti HLC standard sleeve anchor					
Fire resistance in minutes  [min]	Maximum tensile loading max. $F^1$ [kN]				
	HLC 6.5 (M5)	HLC 8 (M6)	HLC 10 (M8)	HLC 12 (M10)	HLC 16 (M12)
30	0.37	0.65	1.31	2.08	3.02
60	0.29	0.51	0.99	1.57	2.28
90	0.21	0.37	0.67	1.07	1.55
120	0.17	0.28	0.51	0.81	1.18

<sup>1)</sup> It is to be checked whether the admissible cold loads are relevant. Attachment parts are to be proven separately, if required.

Table 4: Assessment proposal for Hilti HLC-H sleeve anchors in undergrounds made of lime-sand bricks KS ( $\geq$  KS 12-2.0-2DF) according to DIN 106 and DIN V 106-100 (EN 771-2) and bricks Mz ( $\geq$  Mz 12-2.0-2DF) according to DIN 105 and DIN 105-100 (EN 771-1)

Hilti HLC-H sleeve anchor				
Fire resistance in minutes  [min]	Maximum tensile loading max. $F^1$ [kN]			
	HLC-H 8 (M6)	HLC-H 10 (M8)	HLC-H 12 (M10)	HLC-H 16 (M12)
30	0.65	1.31	2.08	3.02
60	0.51	0.99	1.57	2.28
90	0.37	0.67	1.07	1.55
120	0.28	0.51	0.81	1.18

<sup>1)</sup> It is to be checked whether the admissible cold loads are relevant. Attachment parts are to be proven separately, if required.



**Table 5:** Assessment proposal for Hilti HLC-L sleeve anchors in undergrounds made of lime-sand bricks KS ( $\geq$  KS 12-2.0-2DF) according to DIN 106 and DIN V 106-100 (EN 771-2) and bricks Mz ( $\geq$  Mz 12-2.0-2DF) according to DIN 105 and DIN 105-100 (EN 771-1)

<b>Hilti HLC-L sleeve anchor</b>	
Fire resistance in minutes  [min]	Maximum tensile loading max. F <sup>1)</sup> [kN]
	HLC-L 10 (M8)
30	1.31
60	0.99
90	0.67
120	0.51

<sup>1)</sup> It is to be checked whether the admissible cold loads are relevant. Attachment parts are to be proven separately, if required.

**Table 6:** Assessment proposal for Hilti HLC-EC sleeve anchors in undergrounds made of lime-sand bricks KS ( $\geq$  KS 12-2.0-2DF) according to DIN 106 and DIN V 106-100 (EN 771-2) and bricks Mz ( $\geq$  Mz 12-2.0-2DF) according to DIN 105 and DIN 105-100 (EN 771-1)

<b>Hilti HLC-EC sleeve anchor</b>			
Fire resistance in minutes  [min]	Maximum tensile loading max. F <sup>1)</sup> [kN]		
	HLC-EC 8	HLC-EC 10	HLC-EC 16
30	0.65	1.31	2.05
60	0.51	0.99	1.55
90	0.37	0.67	1.05
120	0.28	0.51	0.80

<sup>1)</sup> It is to be checked whether the admissible cold loads are relevant. Attachment parts are to be proven separately, if required.